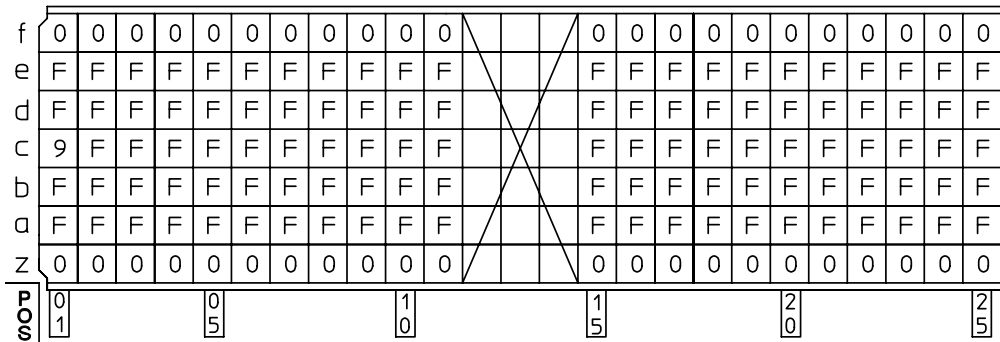


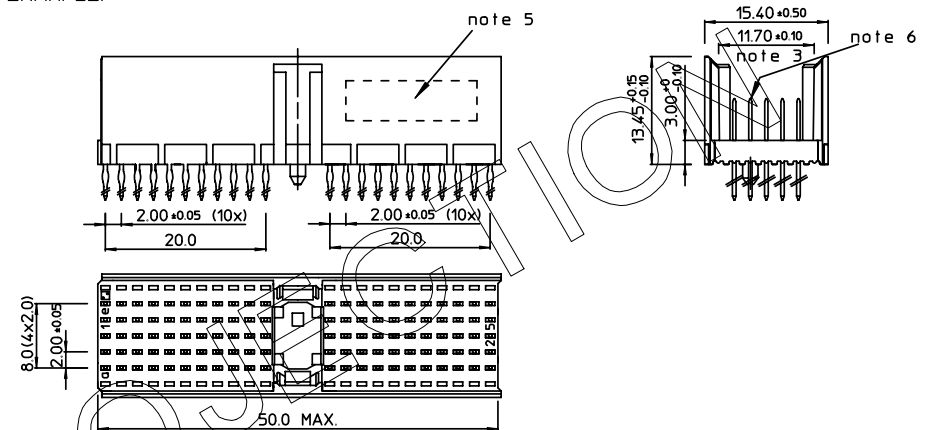
GEN. ST.	01	02	03	04	05	06	07	08	0D	50	60	70	80	90																	
INT. ST.	10	11	12	13	14	18	20	31	32	33	34	38	39	40	42	43	44	45	46	48	56	70	72	73	75	76	81	82	83	84	88

REV.	DATE	DESCRIPTION	BY	C'K'D'
A	2001-09-14	CONVERSION REVISION 02	KN	
B	2002-05-28	EC B20086	MF	
C	2005-11-05	105-0216	VIVEK	BKP
D	2006-08-01	106-0118	ALEX B	BKP

LOADING PATTERN MATING SIDE

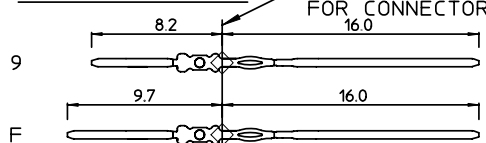


LOADED CONNECTOR ASSEMBLY (FOR EXAMPLE)



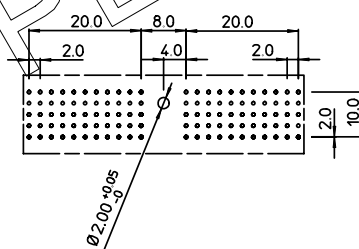
SHEET NR. : 919

CONTACT OVERVIEW



SEATING PLANE FOR CONNECTOR

LAY-OUT P.C.B.-HOLE



EUROPEAN PRO

LEAD FREE INDICATOR : LF = LEAD FREE (DIGIT 15 & 16)

HM2P07PNH240

PLATING CODE (DIGIT 13 AND 14) (REF DWG No. BS.C ,201844,003)

NOTES:

- THIS PRODUCT IS CSA APPROVED.
- THIS PRODUCT IS UL RECOGNIZED.
- MEASURED AT THE BOTTOM.
- MATERIAL CONTACT: PHOSPHORBRONZE
HOUSING: CREAM WHITE GLASSFILLED POLYESTER UL-94V0
- CONNECTOR PRINTED WITH P/N AND DATE CODE.
- FOR ACTUAL CONTACT LOADINGS, SEE LOADING PATTERN MATING SIDE.
- SHAPE OF CONNECTOR HOUSING CAN ALTER DEPENDING ON PRODUCTION LOCATION.
- THE PRODUCT (LF) MEETS EUROPEAN UNION DIRECTIVES AND OTHER COUNTRY REGULATIONS AS DESCRIBED IN GS-22-008
- FOR RECOMMENDED PTH DIMENSIONS REFER DRAWING : BS.A ,201572,001

1DEC ±0,2 2DEC ±0,1 ANGLES ±1°	APPR. DRAFT CHECKED	DATE 1999-10-15	SIGN. M.Fret	LOADING PATTERN OVERVIEW CAT. No. HM2P07PNH240----
WE RESERVE THE RIGHT TO CHANGE DIMENSIONS OR REQUIREMENTS WITHOUT PRIOR NOTICE.	PROD. MGR. PR. ENG. MGR. PR. MGT. MGR.			SCALE
ALL DIMENSIONS IN MM	PR. MGT. MGR.			www.fciconnect.com



www.fciconnect.com



REFERENCES

BS.C ,201843,836

D

PDM: Rev:D

STATUS: Released

CUSTOMER DRAWING REVISION
Printed: Dec 02, 2007